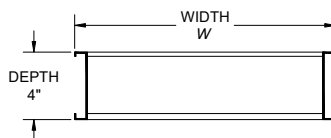
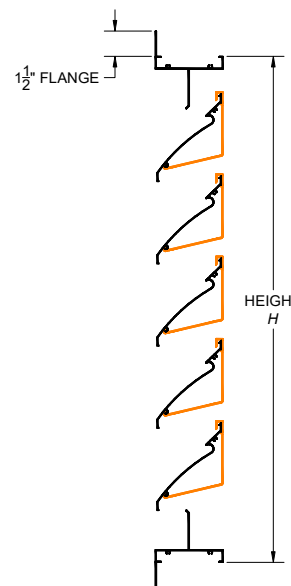
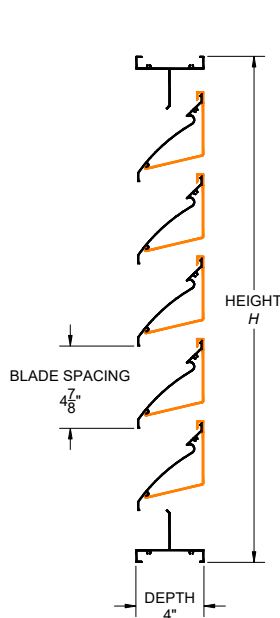
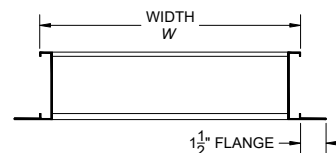




**MODEL: 2420**  
**FRAME: CHANNEL FRAME**  
**DUCT-MOUNT (DM)**



**MODEL: 2425**  
**FRAME: FLANGE FRAME**  
**FLANGE-MOUNT (FM)**



PERFORMANCE			
LOUVER UNIT SIZE	TOTAL AREA	FREE AREA	FREE AREA
48" x 48"	16 ft <sup>2</sup>	8.14 ft <sup>2</sup>	<b>50.8%</b>
(1219 x 1219 mm)	(1.49 m <sup>2</sup> )	(0.74 m <sup>2</sup> )	
BEGINNING POINT OF WATER PENETRATION AT 0.01 oz./ft <sup>2</sup> FREE AREA:			<b>618 FPM</b>

**STANDARD CONSTRUCTION**

<b>DEPTH:</b>	4" (102 mm)
<b>MATERIAL:</b>	EXTRUDED ALUMINUM - 6063-T5 ALLOY
<b>MATERIAL THICKNESS:</b>	0.081" (2.06 mm)
<b>BLADE THICKNESS:</b>	0.081" (2.06 mm)
<b>BLADE ANGLE:</b>	45°
<b>BLADE CENTRES:</b>	4.875" (124 mm)
<b>BIRDSCREEN:</b>	19 GA. GALVANIZED BIRDSCREEN - 1/2" x 1/2" OPENINGS
<b>FINISH:</b>	MILL

**SIZE LIMITATIONS: SINGLE SECTION LOUVER**

	MINIMUM	MAXIMUM
<b>WIDTH</b>	6" (152.2 mm)	72" (1829 mm)
<b>HEIGHT</b>	12" (305 mm)	120" (3048 mm)
<b>AREA</b>	0.5 ft <sup>2</sup> (0.04 m <sup>2</sup> )	60 ft <sup>2</sup> (5.57 m <sup>2</sup> )

\*LOUVER WILL BE MANUFACTURED 1/4" (6.4 mm) SMALLER (SINGLE SECTION) AND 1/2" (12.7 mm) SMALLER (MULTIPLE SECTION) THAN GIVEN OPENING DIMENSIONS UNLESS OTHERWISE SPECIFIED

**AVAILABLE ACCESSORIES**

<p><b>FINISH:</b></p> <ul style="list-style-type: none"> <li>• BAKED ENAMEL FINISH</li> <li>• DURANAR FINISH</li> <li>• ANODIZED FINISH <ul style="list-style-type: none"> <li>○ CLEAR ANODIZED</li> <li>○ LIGHT BRONZE</li> <li>○ MEDIUM BRONZE</li> <li>○ DARK BRONZE</li> <li>○ BLACK ANODIZED</li> </ul> </li> <li>• EXTENDED SILLS</li> <li>• SECURITY BARS</li> <li>• FILTER RACKS</li> <li>• STAINLESS STEEL FASTENERS</li> <li>• HINGED ACCESS DOORS</li> <li>• ALL WELDED CONSTRUCTION</li> <li>• CUSTOM GEOMETRIC SHAPES</li> <li>• MONUMENTAL CONSTRUCTION WITH HEAVY GAUGE MATERIAL</li> <li>• CONTINUOUS LINE CONSTRUCTION WITH HIDDEN MULLIONS TO PROVIDE AN UNINTERRUPTED APPEARANCE</li> </ul>	<p><b>SCREENS:</b></p> <ul style="list-style-type: none"> <li>• BIRDSCREEN <ul style="list-style-type: none"> <li>○ 1/2" x 1/2" INTER CRIMPED ALUMINUM</li> <li>○ ALUMINUM BIRDSCREEN WITH FRAME</li> </ul> </li> <li>• INSECT SCREEN <ul style="list-style-type: none"> <li>○ 18 x 14 MESH</li> </ul> </li> </ul>	<p><b>BLANK-OFF PANELS (ALUMINUM): VARIOUS GAUGES</b></p> <ul style="list-style-type: none"> <li>• NON-INSULATED BLANK-OFF PANELS</li> <li>• INSULATED BLANK-OFF PANELS <ul style="list-style-type: none"> <li>○ 1" (25.4 mm) INSULATION</li> <li>○ 2" (50.8 mm) INSULATION</li> </ul> </li> </ul>
--	--	--



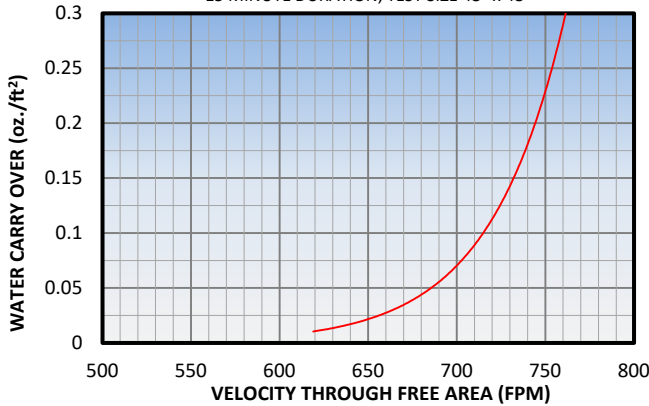
**2420 / 2425**  
4" DEEP STORMPROOF LOUVER

**FREE AREA (Sq. Ft.)**

		WIDTH (INCHES)																	
		6	8	12	16	20	24	28	32	36	40	44	48	52	56	60	64	68	72
HEIGHT (INCHES)	12	0.12	0.18	0.24	0.33	0.42	0.51	0.60	0.69	0.78	0.87	0.96	1.05	1.14	1.23	1.32	1.41	1.50	1.59
	16	0.18	0.26	0.42	0.58	0.74	0.90	1.06	1.21	1.37	1.53	1.69	1.85	2.01	2.17	2.33	2.49	2.65	2.81
	20	0.25	0.36	0.59	0.81	1.04	1.26	1.48	1.71	1.93	2.16	2.38	2.61	2.83	3.05	3.28	3.50	3.73	3.95
	24	0.35	0.50	0.76	1.06	1.35	1.64	1.93	2.22	2.51	2.80	3.09	3.39	3.68	3.97	4.26	4.55	4.84	5.13
	28	0.41	0.60	0.93	1.29	1.64	2.00	2.36	2.71	3.07	3.42	3.78	4.13	4.49	4.85	5.20	5.56	5.91	6.27
	32	0.47	0.68	1.09	1.50	1.92	2.33	2.75	3.16	3.58	3.99	4.41	4.82	5.24	5.65	6.07	6.48	6.90	7.31
	36	0.55	0.79	1.25	1.73	2.20	2.68	3.15	3.63	4.11	4.58	5.06	5.53	6.01	6.49	6.96	7.44	7.91	8.39
	40	0.62	0.89	1.44	1.99	2.54	3.09	3.64	4.19	4.74	5.29	5.84	6.39	6.94	7.49	8.04	8.59	9.14	9.69
	44	0.70	1.00	1.61	2.22	2.84	3.45	4.06	4.67	5.29	5.90	6.51	7.13	7.74	8.35	8.97	9.58	10.19	10.80
	48	0.77	1.11	1.84	2.54	3.24	3.94	4.64	5.34	6.04	6.74	7.44	8.14	8.84	9.54	10.24	10.94	11.64	12.34
	52	0.86	1.25	1.95	2.70	3.44	4.19	4.93	5.68	6.42	7.17	7.91	8.66	9.40	10.15	10.89	11.64	12.38	13.12
	56	0.92	1.33	2.11	2.92	3.72	4.53	5.33	6.13	6.94	7.74	8.55	9.35	10.16	10.96	11.77	12.57	13.38	14.18
	60	0.98	1.42	2.29	3.16	4.04	4.91	5.78	6.65	7.53	8.40	9.27	10.15	11.02	11.89	12.76	13.64	14.51	15.38
	64	1.05	1.52	2.46	3.40	4.34	5.27	6.21	7.15	8.09	9.02	9.96	10.90	11.84	12.77	13.71	14.65	15.59	16.52
	68	1.14	1.65	2.64	3.64	4.64	5.65	6.65	7.66	8.66	9.66	10.67	11.67	12.68	13.68	14.68	15.69	16.69	17.70
	72	1.21	1.75	2.81	3.88	4.95	6.02	7.09	8.16	9.23	10.30	11.37	12.44	13.51	14.58	15.65	16.72	17.79	18.86
76	1.27	1.84	2.96	4.09	5.22	6.35	7.48	8.61	9.74	10.87	12.00	13.13	14.26	15.39	16.51	17.64	18.77	19.90	
80	1.35	1.95	3.12	4.31	5.50	6.69	7.88	9.07	10.26	11.45	12.63	13.82	15.01	16.20	17.39	18.58	19.77	20.96	
84	1.42	2.05	3.31	4.57	5.83	7.09	8.35	9.61	10.87	12.13	13.39	14.65	15.91	17.17	18.43	19.69	20.95	22.21	
88	1.50	2.16	3.48	4.81	6.13	7.46	8.78	10.11	11.43	12.76	14.09	15.41	16.74	18.06	19.39	20.71	22.04	23.37	
92	1.59	2.30	3.66	5.05	6.45	7.84	9.24	10.63	12.03	13.42	14.81	16.21	17.60	19.00	20.39	21.78	23.18	24.57	
96	1.66	2.40	3.83	5.29	6.75	8.21	9.67	11.13	12.58	14.04	15.50	16.96	18.42	19.88	21.34	22.80	24.26	25.72	
100	1.72	2.48	3.99	5.51	7.03	8.54	10.06	11.58	13.10	14.62	16.14	17.66	19.18	20.70	22.22	23.73	25.25	26.77	
104	1.78	2.58	4.16	5.75	7.34	8.92	10.51	12.09	13.68	15.27	16.85	18.44	20.02	21.61	23.20	24.78	26.37	27.96	
108	1.85	2.68	4.33	5.98	7.64	9.29	10.94	12.59	14.24	15.89	17.54	19.19	20.84	22.49	24.14	25.79	27.45	29.10	
112	1.94	2.80	4.51	6.22	7.94	9.66	11.38	13.09	14.81	16.53	18.25	19.96	21.68	23.40	25.11	26.83	28.55	30.27	
116	2.01	2.91	4.69	6.48	8.27	10.06	11.84	13.63	15.42	17.21	18.99	20.78	22.57	24.36	26.14	27.93	29.72	31.51	
120	2.11	3.05	4.84	6.68	8.53	10.37	12.21	14.06	15.90	17.74	19.59	21.43	23.28	25.12	26.96	28.81	30.65	32.49	

**WATER PENETRATION - 2420 / 2425**

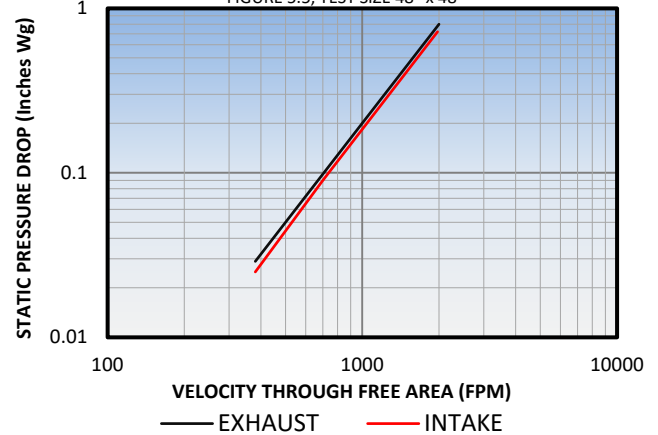
15 MINUTE DURATION, TEST SIZE 48" x 48"



BEGINNING POINT OF WATER PENETRATION AT 0.01 oz./ft² FREE AREA IS 618 FPM

**PRESSURE DROP - 2420 / 2425**

FIGURE 5.5, TEST SIZE 48" x 48"



\*TEST RESULTS DO NOT INCLUDE THE EFFECTS OF BIRDSCREEN

**RECOMMENDED SPECIFICATION**

Furnish and install stationary louver models 2420 / 2425 as manufactured by Ventex Inc, Alliston, Ontario. Louvers must be licensed to bear the AMCA seal. Louvers shall be 4" (102 mm) deep. Blades shall be 0.081" (2.06 mm) extruded 6063-T5 aluminum alloy and frame shall be 0.081" (2.06 mm) extruded 6063-T5 aluminum alloy. Louvers shall have 19 gauge galvanized 1/2" x 1/2" birdscreen. All materials shall be factory finished after assembly with Polyester Power Coat in a color selected from the Ventex Color Chart.

**CERTIFIED RATINGS**

Ventex Inc. certifies that the models 2420 / 2425 shown here are licensed to bear the AMCA Seal. The ratings shown are based on tests and procedures performed in accordance with AMCA Publication 511 and comply with the requirements of the AMCA Certified Ratings Program. The Certified Ratings Seal applies to air performance and water penetration ratings.



Certification